



RESTART

RENOVATION AND DESIGN

Design + Renovation
Investment Guide

THANK YOU

FOR INQUIRING

Thank you for considering Restart for your project. We would love the opportunity to create a classic, timeless home for you and your loved ones to enjoy.

At Restart we're passionate about helping busy homeowners save time and overwhelm by handling the 2,584 decisions that come with designing a beautiful, inviting home.

In this guide, you'll find information about our signature design process, our services, pricing for working together, and more. Having us by your side throughout your project ensures your investment in your home is protected, maximized, and fully realized, leaving nothing to chance.

We look forward to learning more about your unique project.

Jessica Holwick
Restart Renovation and Design



OUR MISSION

IN EVERYTHING WE DO

"The ultimate goal at Restart is for you to enjoy a smooth experience and a beautiful finished project. Our family owned expertise in interior design and renovation allows us to think beyond the surface - creating a simplified process, streamlined communication and endless efficiencies along the way.

- Jessica



So Nice To Meet You.

We are Scott and Jessica Holwick, partners in life and in business. Together we utilize our construction and interior design expertise, to create timeless homes for our clients.

Through combining our talents we have developed an intuitive understanding of what makes a beautifully - crafted space.

I (Jessica) spearhead all things design and Scott leads construction. Blending our expertise means that interiors come to life smoothly and stylishly! Our work prioritizes craftsmanship and melds a fresh, modern perspective with timeless appeal.

Our specialty? Providing turnkey renovations and interior design to clients who value a relaxed experience and an elevated outcome—without having to handle the devilish details themselves.

Our philosophy? Home is where the heart is. So our mission is to create a place for you to do what matters most—gather, relax, and spend time with the people you love.

BEFORE YOU'RE A CLIENT

GETTING TO KNOW YOU

01 PHONE CALL

In this complimentary 20 minute phone call, we'll discuss your project goals, timeline, and budget. We'll share about our process to determine if we're a good fit and answer any questions you have about working together.

02 CONSULTATION

During this complimentary one hour in home consultation, we'll walk through your space, take notes, and gather the information we need to prepare a rough estimate for your project.

03 ROUGH ESTIMATE

After the consultation, we'll prepare a rough estimate to outline the scope of work, estimated project costs and timeline. Once approved, you'll receive a design agreement and invoice to officially confirm your spot on our design calendar.

ONCE YOU'RE A CLIENT

EVERY PROJECT BEGINS WITH YOU

01 GETTING STARTED DETAILS

Once it's official, we'll send over additional details to help us understand your design style, lifestyle, and goals.

02 DESIGN TIME

With a full understanding of your lifestyle, design aesthetic, and goals, we'll move into our detailed design phase to prepare the perfect plan for your space.

03 PRESENTATION MEETING

During this in-home meeting, we'll present to you the completed design for your space! We'll also bring samples so you can see the beautiful finishes and fabrics that will make up your new space.

OUR PROCESS


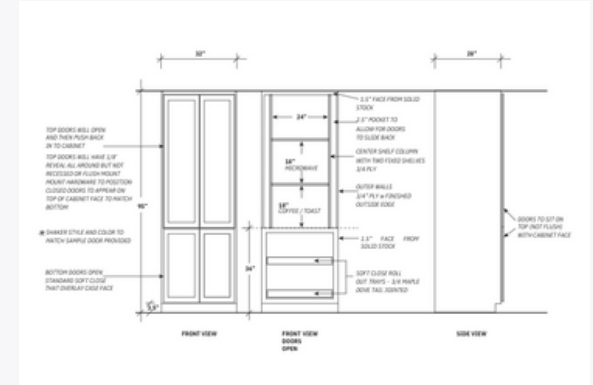
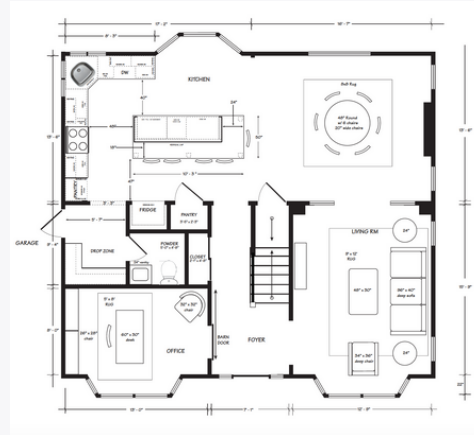
01 | THE DESIGN PHASE

Our full service design phase includes:

- **Accurate Measurements** and project feasibility -to know from the start what's possible
- **Conceptual drawings** of floor plans, elevations and cabinetry design - the overall layout of the design
- **Construction documents** for tradespeople - so they know exactly where everything goes
- Design collaboration with you and sourcing of finishes, samples and furniture (if applicable) - we pick out all the pretty after going through your needs, wants and likes
- **Virtual Design Boards** showing finishes and samples with an in-home presentation
- Design support & revisions
- **3d renderings** so you can visualize your finished space in a realistic rendering and be confident moving forward

Timeline:

Depending on the scope of work, this phase may take 4-8 weeks or longer.



OUR PROCESS

02 | CONSTRUCTION

Our turnkey construction phase includes:

- Engineering, permits, HOA Boards, inspections
- Demolition and removal of old materials
- Ordering and purchasing materials (does not include appliances)
- Mid - high end finishes
- Semi custom or custom cabinetry, stone counters, hardwood or luxury vinyl floors
- Project management and construction implementation by Restart
- Coordinating and managing our trades
- Coordinating deliveries and shipments
- Providing status updates throughout your project

Timeline:

Depending on the scope of work, this phase may take 4-16 weeks, or longer.



OUR PROCESS

03 | THE INSTALLATION PHASE for FURNISHING PROJECTS

Our installation phase includes:

- Coordination of delivery of your goods
- Onsite management by our team on your install day
- Hand-selected accessories to complete your space
- Styling of your finished rooms
- Post-install design support

Timeline:

Depending on the size of your project, there may be more than one installation.

We source from a variety of local and to-the-trade vendors and price our products so they reflect a reasonable retail price. Invoices for furnishings are due prior to order placement.



DESIGN + RENOVATION PROJECT INVESTMENTS

- KITCHENS (ASSUMES 350 SQ.FT.)

Includes minor rough in alterations, semi-custom or custom cabinets, stone counters, tile backsplash, lighting package and flooring.

Design + Renovation \$85,000+

- BATHROOMS (ASSUMES 60 SQ. FT.)

Includes tub/ shower combo w/ custom tile walls and niche, tile floor, glass door, vanity w/ stone top, electrical modifications

Design + Renovation \$30,000+

- POWDER ROOMS

Includes vanity w/ stone top, tile floor, mirror and lighting, electrical modifications

Design + Renovation \$15,000+

- PRIMARY BATHROOMS (ASSUMES 100 SQ FT)

Includes large walk in tile shower w/ tile floor and custom glass enclosure, soaking tub, double sink vanity w/ stone top, tile floor, water closet and heated floors. Plumbing and electrical modifications as needed.

Design + Renovation \$65,000+

- LAUNDRY ROOMS (ASSUMES 70 SQ. FT.)

Includes semi custom or custom cabinetry, farmhouse sink, tile floor and backsplash, stone counters, shelving, tile floor, electrical modifications.

Design + Renovation \$25,000+

- MAIN FLOOR (ASSUMES 1300 SQ. FT.)

Includes kitchen, powder room, and flooring and paint throughout entry and 3 other rooms

Design + Renovation \$135,000+

Design with Furnishings + Renovation \$170,000+

- BASEMENT FINISHING (ASSUMES 800 SQ. FT.)

Creation of a large rec room and one dedicated room.

Includes egress, rough in electrical, heat, framing, insulation, drywall, paint, carpeting and base molding.

Design + Renovation \$75,000+

Design with Furnishings + Renovation \$90,000+

- BEDROOMS, OFFICES, DINING AND LIVING ROOMS

Includes paint, flooring, lighting and furnishings. Custom millwork available.

Design with Furnishings + Renovation \$20,000+

What service is right for me?

Design + Renovation

From design through renovation, we take care of it all for you. It includes Our Design Phase (p.6) and Construction Phase (p. 7) with Restart performing the construction/ project management.

Design with Furnishings + Renovation

Our most luxurious service includes everything in the Design + Renovation Service (above) with the addition of furnishings and the installation phase (p. 8).

FURNITURE INVESTMENT

Below is a general range of the investment our clients typically make in their furniture. Our furniture is sourced from our to - the - trade vendors along with retail sources so you get a one of a kind, custom look.. If a special piece is outside of the approved budget range, we will notify you in advance before we incorporate it into your design. You approve all selections.

SOFA	\$2,500-10,000	DESK	\$800-4,000
SECTIONAL	\$4,800-10,000	KING BED	\$2,000-5,500
LOUNGE CHAIR	\$600-6,000	QUEEN BED	\$1,500-4,200
OTTOMAN	\$500-3,000	TWIN BED	\$1,300-3,000
COFFEE TABLE	\$500-3,000	NIGHTSTAND	\$500-3,000
TABLE LAMP	\$250-1,100	MIRROR	\$400-2,000
FLOOR LAMP	\$300-2,000	PILLOWS	\$100-450
CONSOLE TABLE	\$700-6,000	CUSTOM DRAPES	\$1,500-5500+
AREA RUG 9X12	\$1,000-15,000	OFF-THE-SHELF DRAPES	\$1,000+
DINING TABLE	\$1,500-10,000	DRAPERY HARDWARE	\$400+
DINING CHAIRS, EACH	\$400-2,000	WOVEN SHADES	\$350+
BUFFET	\$800-3,000	ROMAN SHADES	\$850+
CHANDELIER	\$500-5,000	SHUTTERS	\$550+
BAR STOOLS, EACH	\$300-1,500	ARTWORK	\$300-3,000+
KITCHEN PENDANT	\$300-1,500	ACCESSORIES/ROOM	\$1,500+

CLIENT LOVE

THE HONOR IS ALWAYS OURS

" We were so impressed with Restart from the beginning- with the integrity, craftsmanship, and communication every step of the way. Thank you for our dream space, Scott and Jessica! It turned out more beautiful than we ever imagined."

- Marsha

COMMUNICATION

IS KEY TO A SUCCESSFUL PROJECT

OUR COMMITMENT TO YOU

Proactive communication is essential to keeping your project running smoothly. It is our goal to provide clear and frequent updates so you always know the progress of your project.

BUSINESS HOURS

Our business hours are Monday - Friday 9:00 am to 5:00 pm, and you can always expect a response to your emails and phone calls during this time.

PROJECT CORRESPONDENCE

Email is our preferred method of communication so we have a record of everything happening with your project. Each Friday, you'll receive a personalized email providing clarity into our progress, detailing any decisions we need from you, and sharing what's next.

To provide you with a streamlined and stress-free design experience, we limit text messaging to quick turnaround situations, and do not use texts or social media messages for project correspondence.



FREQUENTLY ASKED QUESTIONS

SO YOU KNOW WHAT TO EXPECT

HOW OFTEN CAN WE TALK?

Once we've officially started your project, we're available by email during business hours and are happy to schedule calls to talk through any questions you have about the process. We'll find out upfront how involved you want to be and how often you want updates, then we'll manage the communication from there so you can enjoy the process without overwhelm or anxiety.

WHO DOES THE CONSTRUCTION? CAN YOU RECOMMEND A CONTRACTOR/TRADES?

On our Design + Renovation projects, our in house construction team completes the renovation work and project manages. We also work with a team of trades and oversee their progress throughout your project. If you are already working with a licensed contractor or builder, your proposal will detail how we'll communicate and collaborate with their team to ensure a seamless process.

WHAT IF I DON'T LOVE THE DESIGN?

The research phase of every project is incredibly detailed and thorough so we have a complete understanding of your design style *and* lifestyle. Every proposal includes a certain number of reselections. In cases where you are unsure of an item and it's something we know you'll love, we'll state our case as to why it's "the one" for you. These items are oftentimes the ones our clients tell us they love most. However, you will have the final say of course!

WHAT IF THERE ARE ISSUES?

We'll be working closely together for an extended period of time, and there may be delays or frustrations along the way. It is our commitment to manage any issues and provide open and honest communication so you are never left in the dark. We pride ourselves on providing good communication, an enjoyable and seamless experience and a beautiful end result.



NEXT STEPS

WE'D LOVE TO CONNECT

Once again, we are honored to be considered for your project and would love to learn more about you and your family.

The next step from here is to fill out our form so we can learn more about your project. You can do that [HERE](#).

After you fill out the form, we will review it and get back in touch with you in one business day.

Thank you again for taking the time to reach out. We look forward to hearing from you.

Jessica