

A photograph of a modern kitchen with white cabinetry, a large island, and a window with a grid pattern. The kitchen features a white countertop, a stainless steel sink, and a gas stove. A large island with a white countertop and a wooden base is in the foreground. A window with a grid pattern is in the background. The text "RESTART" is overlaid on the image.

RESTART

RENOVATION AND DESIGN

SERVICE AND INVESTMENT GUIDE

FOUNDERS AND PRINCIPALS: SCOTT AND JESSICA HOLWICK

At Restart Renovation and Design, we are a high end, design build studio, dedicated to crafting turnkey homes with a timeless appeal. Our in - house collaboration on design and construction ensures that our interiors come together seamlessly.

We specialize in renovations, new construction and interior design for clients who desire a stress-free experience with exceptional results, allowing them to avoid the intricate details.

Our core philosophy is that home is where the heart is. Our mission is to design spaces that foster connection, relaxation, and cherished moments with loved ones.

Proudly featured in *Home and Gardens*, *Martha Stewart*, *Livingetc.* and *Parade Home and Gardens*.



BEFORE YOU'RE A CLIENT

GETTING TO KNOW YOU

01 PHONE CALL

In this complimentary 20 minute phone call, we'll discuss your project goals, timeline, and budget. We'll share about our process to determine if we're a good fit and answer any questions you have about working together.

02 CONSULTATION

During this complimentary one hour in home consultation, we'll walk through your space, take notes, and gather the information we need to prepare a rough estimate for your project.

03 ROUGH ESTIMATE

After the consultation, we'll prepare a rough estimate to outline the scope of work, estimated project costs and timeline. Once approved, you'll receive a design agreement and invoice to officially confirm your spot on our design calendar.

OUR PROCESS


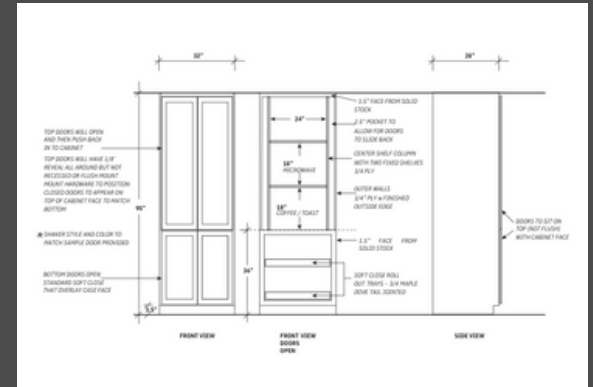
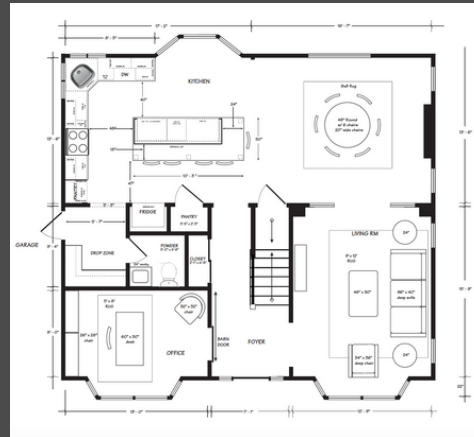
01 | THE DESIGN PHASE

This phase includes:

- **Accurate Measurements** and project feasibility -to know from the start what's possible
- **Conceptual drawings** of floor plans, elevations and cabinetry design - the overall layout of the design
- **Construction documents** for tradespeople - so they know exactly where everything goes
- **Design collaboration** with you and sourcing of finishes, samples and furniture
- **Virtual Design Boards** showing finishes and samples with an in-home presentation
- Design support & revisions
- **3d renderings** so you can visualize your finished space in a realistic rendering and be confident moving forward

Timeline:

Depending on the scope of work, this phase may take 4-8 weeks or longer.



OUR PROCESS

02 | CONSTRUCTION

This phase include

- Engineering, permits, HOA Boards, inspections
- Demolition and removal of old materials
- Ordering and purchasing materials (does not include appliances)
- Mid - high end finishes
- Semi custom and custom cabinetry , stone counters, hardwood or luxury vinyl floors
- Project management and construction implementation by Restart
- Coordinating and managing our trades
- Coordinating deliveries and shipments
- Providing status updates throughout your project

Timeline:

Depending on the scope of work, this phase may take 12 - 16 weeks, or longer.



OUR PROCESS

03 | THE INSTALLATION PHASE for FURNISHING PROJECTS

This phase includes:

- Coordination of delivery of your goods
- Onsite management by our team on your install day
- Hand-selected accessories to complete your space
- Styling of your finished rooms
- Post-install design support

Timeline:

Depending on the size of your project, there may be more than one installation.



We source from a variety of local and to-the-trade vendors and price our products so they reflect a reasonable retail price. Invoices for furnishings are due prior to order placement.

DESIGN + RENOVATION PROJECT INVESTMENTS

From design through renovation, we handle all the details delivering turnkey projects to our clients.

- KITCHENS (ASSUMES 250 SQ.FT.)

Includes minor rough in alterations, semi-custom or custom cabinets, stone counters, paint, tile backsplash, lighting package, plumbing fixtures and hardwood flooring.

Design + Renovation w/ semi - custom cabinets \$85,000+

Design + Renovation w/ custom cabinets \$110,000+

Differences between semi and custom cabinetry

- BATHROOMS (ASSUMES 60 SQ. FT.)

Includes tub/ shower combo w/ custom tile walls and niche, tile floor, glass door, vanity w/ stone top, electrical modifications

Design + Renovation \$30,000+

- POWDER ROOMS

Includes vanity w/ stone top, tile floor, mirror, plumbing fixtures and lighting, electrical modifications, wall trim work or wallpaper.

Design + Renovation \$15,000+

- PRIMARY BATHROOMS (ASSUMES 100 SQ FT)

Includes large walk in tile shower w/ tile floor and custom glass enclosure, soaking tub, double sink vanity w/ stone top, tile floor, and water closet. Plumbing and electrical modifications as needed.

Design + Renovation \$55,000+

- LAUNDRY ROOMS (ASSUMES 70 SQ. FT.)

Includes semi custom cabinetry, farmhouse sink, tile floor and backsplash, stone counters, shelving, tile floor, electrical modifications.

Design + Renovation \$25,000+

- MAIN FLOOR (ASSUMES 1000 SQ. FT.)

Includes kitchen, powder room, hardwood flooring and paint throughout entry and 3 other rooms

Design + Renovation \$150,000+

Design with Furnishings + Renovation \$210,000+

- BASEMENT FINISHING (ASSUMES 800 SQ. FT.)

Creation of a large rec room and one dedicated room.

Includes egress, rough in electrical, heat, framing, insulation, drywall, paint, carpeting and base molding.

Design + Renovation \$75,000+

Design with Furnishings + Renovation \$100,000+

- BEDROOMS, OFFICES, DINING AND LIVING ROOMS

Includes paint, flooring, lighting and furnishings. Custom millwork available.

Design with Furnishings + Renovation \$20,000+

What service is right for me?

Design + Renovation

From design through renovation, we take care of it all for you. It includes Our Design Phase (p.3) and Construction Phase (p. 4) with Restart performing the construction/ project management.

Design with Furnishings + Renovation

Our most luxurious service includes everything in the Design + Renovation Service (above) with the addition of furnishings and the installation phase (p. 5).

Typical Furniture Investments

DESIGN + BUILD PROJECT INVESTMENTS

From design through construction, we handle all the details delivering turnkey projects to our clients.

New construction is full service and includes Our Design Phase (p.6) including obtaining all necessary permits and Construction/ Project Management Phase (p. 7) with our in house construction team completing and managing the construction.

ADDITIONS

ADDITION W/ NO BATH OR KITCHEN

\$270+/ sq. ft

Popular additions include: family rooms, offices, bedrooms, breakfast rooms, sunrooms

- Includes proper and aesthetically pleasing tie into existing home, slab foundation, framing, insulation windows, siding, roofing, electrical, HVAC, drywall, paint, flooring and molding.

ADDITION W/ KITCHEN AND BATH OR MIL SUITE

\$385+/sq. ft.

A ground up new construction addition tied into existing home, incl. living space, bedroom, walk in closet, spacious bathroom and small kitchen. Can be Universal Design.

- Includes crawlspace foundation, framing, insulation windows, siding, roofing, rough in electrical, plumbing, HVAC, drywall, paint, flooring and molding.
- Kitchentte area includes: semi custom or custom cabinetry, stone counters, custom tile and patterns, lighting package, etc.
- Bathroom Includes: large walk in tile shower w/ tile floor and custom glass enclosure, double sink vanity w/ stone top, tile floor, water closet and heated floors.



COMMUNICATION

IS KEY TO A SUCCESSFUL PROJECT

OUR COMMITMENT TO YOU

Communication is our strength at Restart. We firmly believe you can never communicate too much. During business hours, we can always be reached via email, phone or text. After business hours and on weekends, email is preferred. We are always quick to respond, and love chatting with our clients.





NEXT STEPS

WE'D LOVE TO CONNECT

The next step from here is to fill out our form so we can learn more about your project. You can do that [HERE](#).

After you fill out the form, we will review it and get back in touch with you.

Thank you again for taking the time to reach out. We look forward to hearing from you.